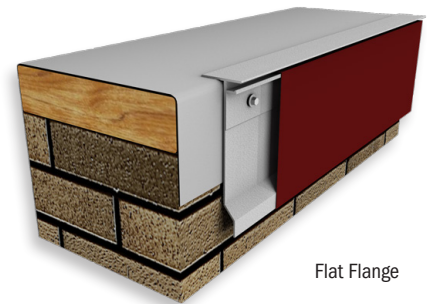


TerminEdge Drip Edge EX for Single-Ply Application


TerminEdge Drip Edge EX combines custom engineering and superior performance with an attractive appearance.

The patented design of our extruded aluminum anchor bar securely terminates the EPDM, PVC, or TPO membrane, providing protection superior to any shop-fabricated drip edge.

With a variety of unique applications, the TerminEdge Drip Edge EX is easy to install and cuts down on the labor, while providing the strength and water drainage you need to protect your roof.



Flat Flange



Pitched Flange

VERSIONS

- Flat Flange
- Pitched Flange (for sloped roofs up to 4"/12" pitches)

STANDARD SIZES

- 3"
- 4.5"
- 6"
- 7.5"

COVER MATERIALS

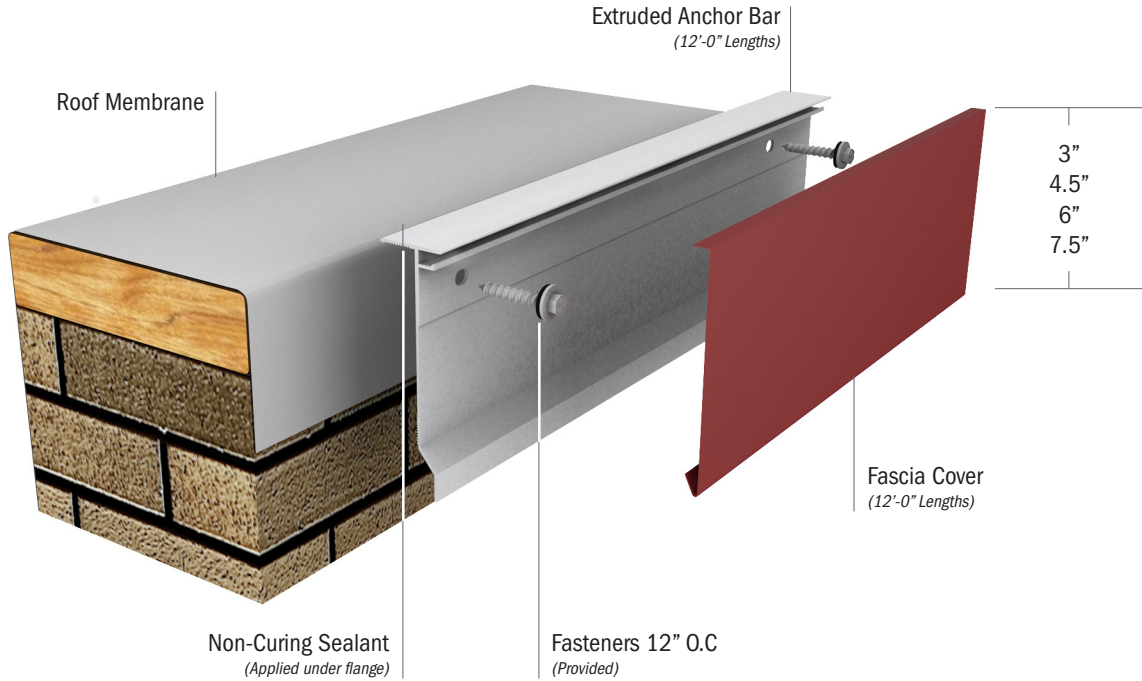
- 24 ga. Steel
- 22 ga. Steel
- .040" Aluminum

TerminEdge Drip Edge EX At-A-Glance

- » 215 MPH, Lifetime Wind Warranty
- » ANSI/SPRI/FM 4435/ES-1 Tested
- » FM Approved for Wind Uplift Protection
- » Miami-Dade County Approved
- » Variety of Colors, Sizes & Materials
- » Easy Install = Decreased Labor Costs


TerminEdge Drip Edge EX

Flat Flange



10 Express Colors for Quick Shipping

Express, standard, and premium colors and finishes are available to meet your job requirements and includes a 30-year Kynar 500® finish warranty on coil-coated standard colors. Custom colors are also available. For the most accurate color representation, contact us to request a paint chip.



Also available in Mill Finish.

Easy Installation

- » Full snap-on design with extruded aluminum bar for easy installation
- » No stripping-in or heat-welding typical with other systems for overall labor savings
- » Prefabricated miters and accessories to prevent need for field fabrication
- » Provided in 12' lengths with pre-punched holes for quicker installation

HICKMAN
an MTL company

4 Commerce Way | Arden, NC 28704
(800) 892-9173 | (828) 676-1700 | www.hickmanedgesystems.com
Copyright ©2021. All rights reserved.

