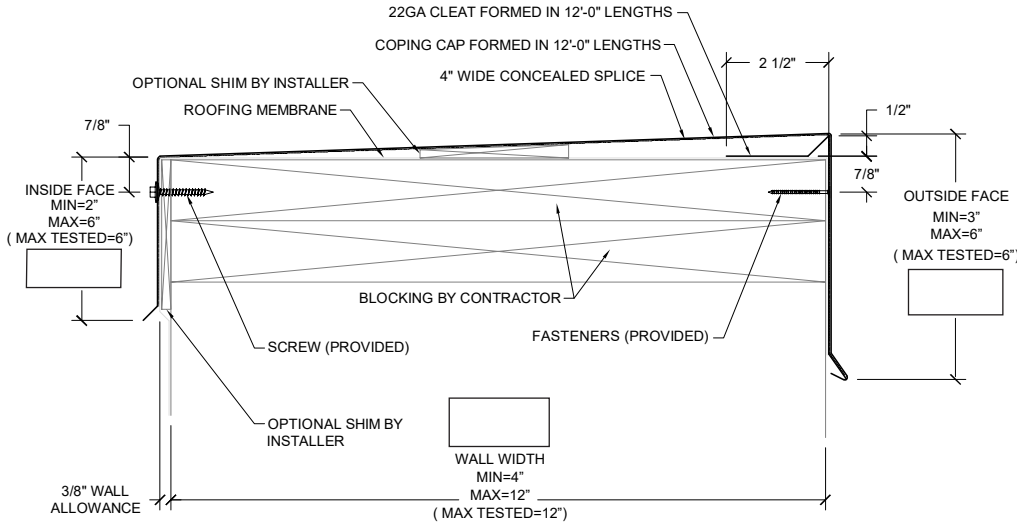


VERSITRIM ONE COPING



VERSIONS

TAPERED

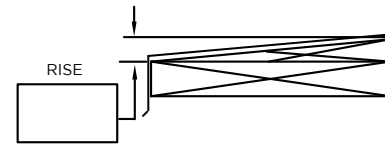
SUBSTRATE CONDITION
SHOWN ON DRAWING

FLAT

SUBSTRATE CONDITION

EXISTING SLOPE

SUBSTRATE CONDITION



* NOTES

- Unless otherwise noted, fabrication of miters and accessories are furnished standard utilizing a non-penetrating quicklock joint, then factory sealed watertight.
- Welded accessories require a minimum material thickness of .050"
- For non-90 miters, see separate print approval
- Provided splice plates must be field caulked to prevent water entry
- Product should be installed per provided installation instructions
- ANSI/SPRI/FM 4435/ES-1 test pressures up to 61 psf (Horizontal) and 103 psf (Vertical)

PROJECT INFO

Project Name: _____

Architect: _____

Roofing Contractor: _____

Project Type: _____

APPROVALS*

ANSI/SPRI/FM 4435/ES-1
Test Pressures listed in notes

MATERIAL*

- | | |
|---|---|
| <input type="checkbox"/> 24 Ga. Galv. Steel | <input type="checkbox"/> .040" Aluminum |
| <input type="checkbox"/> 22 Ga. Galv. Steel | <input type="checkbox"/> .050" Aluminum |
| <input type="checkbox"/> OTHER: _____ | <input type="checkbox"/> .063" Aluminum |

Substrate: Wood Masonry Metal
If substrate is not given, wood fasteners will be provided.

Color: _____

Finish: _____

QUANTITIES

- | |
|---|
| _____ Right Endwall Flashing (Coping Version) |
| _____ Lineal Feet (12'-0" Lengths) |
| _____ Outside Miter (90°) |
| _____ Inside Miter (90°) |
| _____ Right Endcaps |
| _____ Left Endcaps |
| _____ Left Endwall Flashing (Coping Version) |
| _____ Outside Transition Miter |
| _____ Inside Transition Miter |
| _____ Right Straight Transition Miter |
| _____ Left Straight Transition Miter |

FILL OUT TRANSITION MITER MEASUREMENTS ON PAGE 2

VERSIONS

- Tapered
 Flat
 Existing Slope

ACCESSORY TYPE*

- Quicklock (Default)
 Welded (Surcharge)

By selecting this box you have verified and confirmed that dimensions, sizes, and quantities are correct. All products will be installed in strict accordance with printed instructions.

Date: _____

Versico
Customer Service
800-558-2162
(Metal-Era)

SHT# _____ of _____

DATE: **03/22/23**

DRN BY: **PL**

CKD BY: **MM**

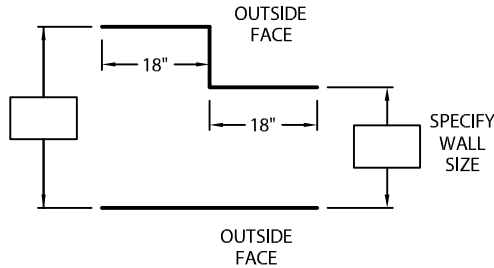
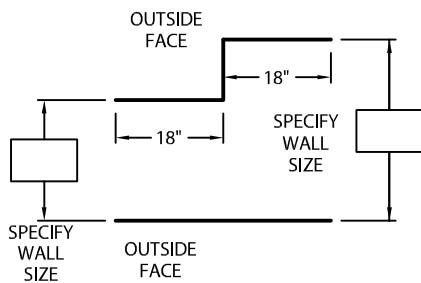
DWG #: **18011-38013**

REV: **C**

STRAIGHT TRANSITION MITERS

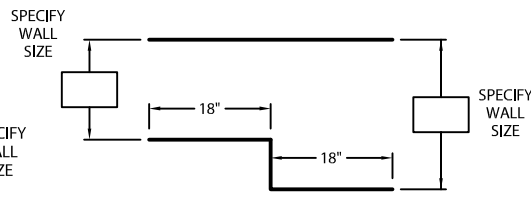
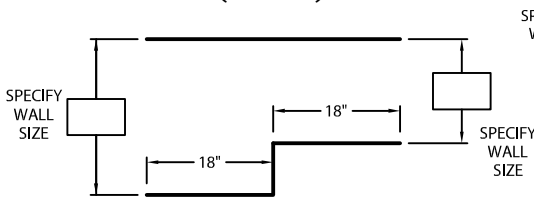
FOR TAPERED AND FLAT VERSIONS (RIGHT) FOR TAPERED AND FLAT VERSIONS (LEFT)

PLEASE INDICATE SLOPE BY CIRCLING APPROPRIATE OUTSIDE FACE.

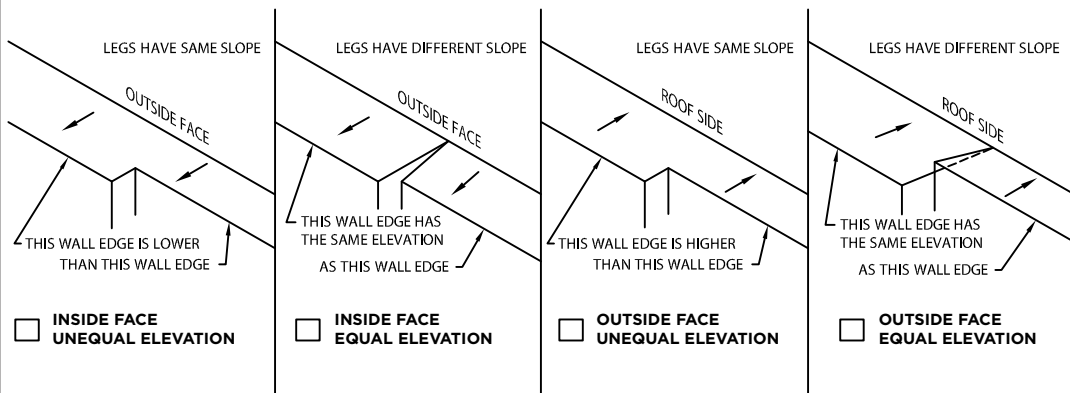


EXISTING SLOPE VERSION (RIGHT)

FOR EXISTING SLOPE VERSION (LEFT)

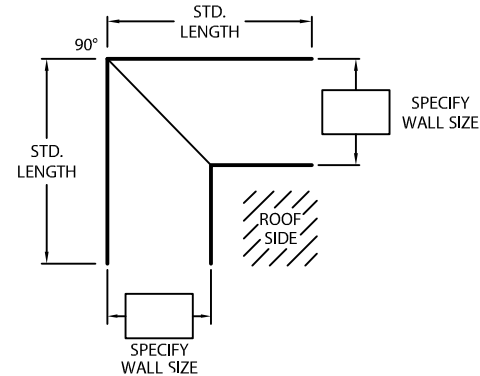


PLEASE SPECIFY ELEVATION/SLOPE CONDITION

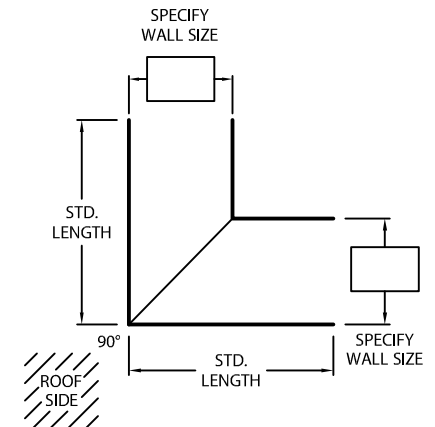


TRANSITION MITERS

OUTSIDE

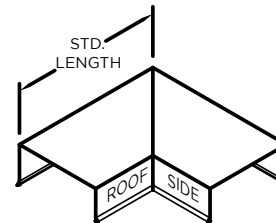


INSIDE

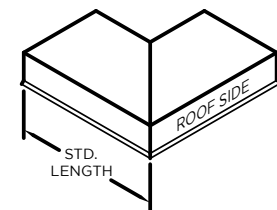


STANDARD ACCESSORIES

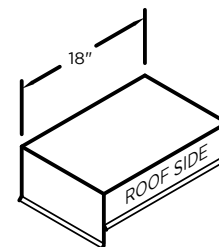
OUTSIDE MITER



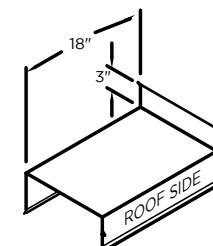
INSIDE MITER



ENDCAP (LEFT HAND SHOWN)



ENDWALL FLASHING COPING VERSION (RIGHT HAND SHOWN)



SHT# ____ of ____
 DATE: **03/22/23**
 DRN BY: **JJC**
 CKD BY: **MM**
 DWG #: 18011-38013
 REV: **C**