

PERMASNAP PREMIER COPING

FLAT

8" WIDE CONCEALED SPLICE PLATE WITH
FACTORY APPLIED DUAL NON-CURING
SEALANT STRIPS AT EACH JOINT

COPING COVER
(12'-0" LENGTHS)

12" WIDE 20 GALV. ANCHOR CLIPS
SPACING DETERMINED BY MANUFACTURER

INSIDE FACE
MIN. 2 1/4"
MAX. 12"
MAX (TESTED) 4"

ROOF MEMBRANE
(BY OTHERS)

3/8" SPACE PROVIDED
FOR WALL VARIATIONS

ALL FASTENERS PROVIDED

ACTUAL WALL SIZE
MIN. 3 1/2"
MAX. 39 7/8"
MAX. (TESTED) 16"

15 1/16"

COVERAGE
OUTSIDE FACE
MIN. 3"
MAX. 12"
MAX (TESTED) 6"

5/8"

ANCHOR CLIP PROFILE ON
WALLS GREATER THAN 14"

* NOTES

- Oil canning can occur on larger face heights and wall widths; recommend 22 Ga., .050" or .063" Aluminum for face height over 8" or wall width over 12".

- 24 Ga. and .040" Aluminum covers available for wall sizes 3.5" to 24" ONLY

- Unless otherwise noted, fabrication of miters and accessories are furnished standard utilizing a non-penetrating quicklock joint, then factory sealed watertight

- Welded accessories require a minimum material thickness of .050" Aluminum

- For non-90 miters, see separate print approval

- Product should be installed per provided installation instructions

- ANSI/SPRI/FM 4435/ES-1 test pressures up to 226 psf (Horizontal) and 391 psf (Vertical)

PROJECT INFO

Project Name: _____

Architect: _____

Roofing Contractor: _____

Project Type: _____

☐ By selecting this box you have verified and confirmed that dimensions, sizes, and quantities are correct. All products will be installed in strict accordance with printed instructions.

Date: _____

Hickman Edge Systems

4 Commerce Way
Arden, NC 28704
Phone: 828-676-1700
www.hickmanedgesystems.com

SHT# 1 of 2

DATE: **05/31/23**

DRN BY: **JJC**

CKD BY: **MM**

DWG #: 64011-36811

REV: **B**

APPROVALS*

ANSI/SPRI/FM 4435/ES-1
Test Pressures listed in notes



MIAMI-DADE COUNTY
APPROVED

MATERIAL*

- ☐ 24 Ga. Galv. Steel
☐ 22 Ga. Galv. Steel
☐ .040" Aluminum
☐ .050" Aluminum
☐ .063" Aluminum
☐ OTHER: _____

Color: _____

Finish: _____

Substrate: (For Top Fasteners)

if substrate is not
given, wood fasteners
will be provided.

- ☐ Wood
☐ Masonry
☐ Metal

QUANTITIES

_____ Lineal Feet (12'-0" Lengths)

_____ Outside Miter (90°)

_____ Inside Miter (90°)

_____ Right Endcaps

_____ Left Endcaps

Accessory Type* : ☐ Quicklock (Default) ☐ Welded (Surcharge)

_____ Right Endwall Flashing (Coping Version)

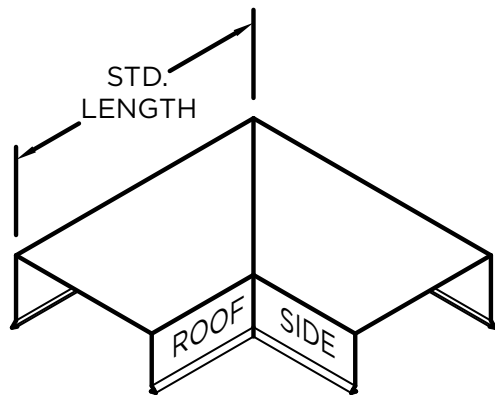
_____ Left Endwall Flashing (Coping Version)

_____ Right Endwall Flashing (Splice Plate Version)

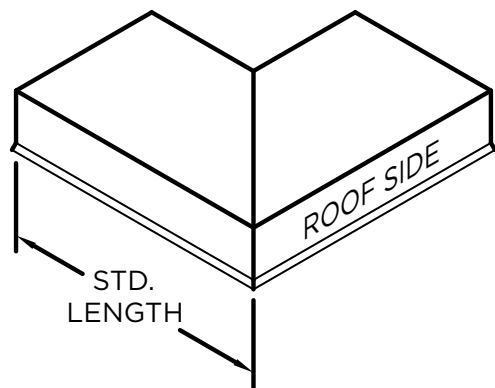
_____ Left Endwall Flashing (Splice Plate Version)

PERMASNAP PREMIER COPING

STANDARD ACCESSORIES

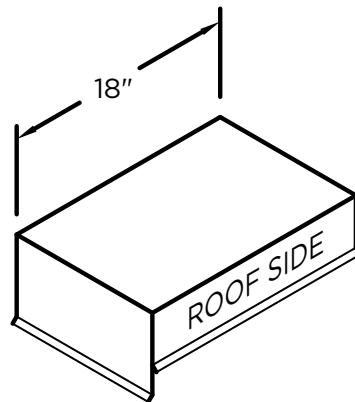


OUTSIDE MITER

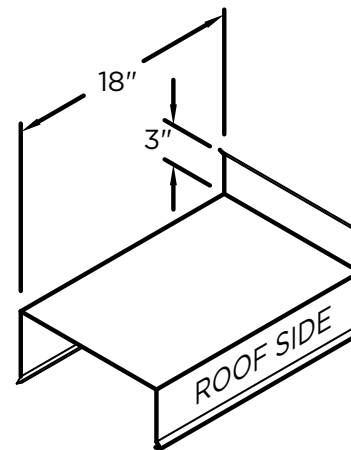


INSIDE MITER

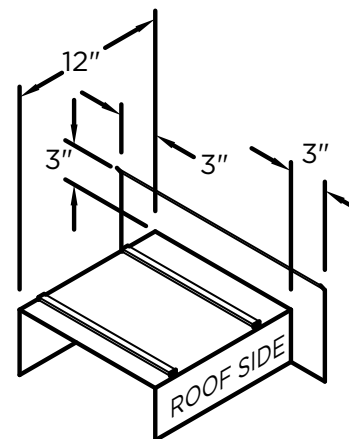
MITER STANDARD LEG LENGTH:
WALL SIZE + $9 \frac{5}{8}$ " = LENGTH



ENDCAP
(LEFT HAND SHOWN)



ENDWALL FLASHING
COPING VERSION
(RIGHT HAND SHOWN)



ENDWALL FLASHING
SPLICE PLATE VERSION
(RIGHT HAND SHOWN)
(AVAILABLE ONLY IN
.040" WELDED, PAINTED
TO MATCH COPING)

NOTES

Additional accessories are available including:

- Transition Miters
- Straight Transition Miters
- "T" Miters
- "Z" Miters
- Step-up Miters
- Peak / Valley Miters
- Pilaster Caps
- Radius Coping
- Arched Coping

For additional accessory requirements, attach sketches or call manufacturer for assistance.

SHT# 2 of 2

DATE: 05/31/23

DRN BY: JJC

CKD BY: MM

DWG #: 64011-36811

REV: B

Hickman Edge Systems
4 Commerce Way
Arden, NC 28704
Phone: 828-676-1700
www.hickmanedgesystems.com