



PERMASNAP PREMIER COPING RADIUS QUICKLOCK

TAPERED VERSION

IMPORTANT!!! MUST INDICATE PROPER RADIUS CONDITION BY CIRCLING APPROPRIATE OUTSIDE FACE

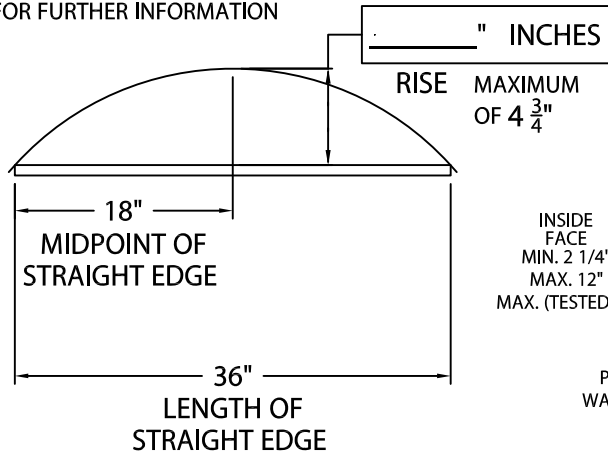
PROVIDING A RADIUS
THE RADIUS MAY BE PROVIDED
IN ONE OF TWO METHODS:

1.) THE ACTUAL KNOWN RADIUS IS

_____ ' FEET _____ " INCHES MINIMUM OF 3'-0"
OR

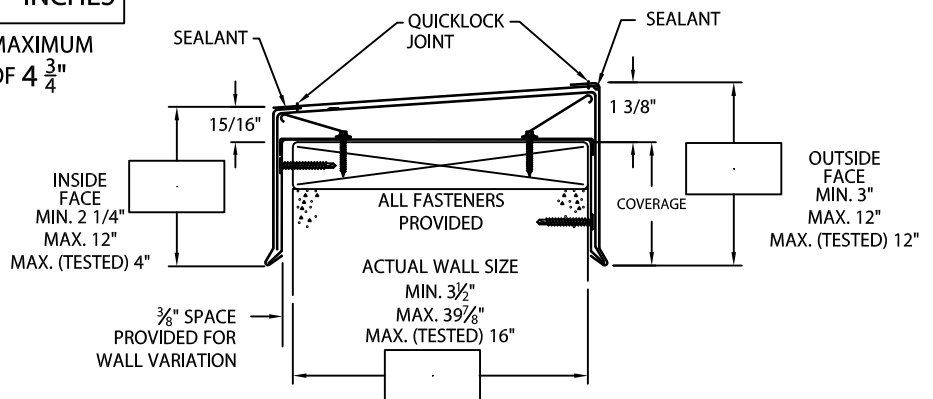
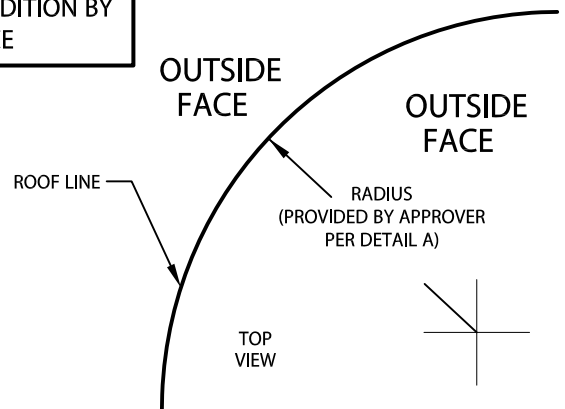
2.) FIELD CONDITION MEASUREMENTS

NOTE: REFER TO ATTACHED WORKSHEET
FOR FURTHER INFORMATION



NOTE: CHECK MEASUREMENTS ALONG ENTIRE RADIUS.

DETAIL A



NOTES: -- Concealed splice plates are provided with factory applied dual non-curing sealant strips.
-- Fabrication of radius is furnished utilizing a non-penetrating quicklock joint, then factory sealed watertight.

Fabrication will proceed only after receipt of signed print approval.

Print Approval:

Architect and/or contractor shall verify all dimensions, sizes and quantities. All products to be installed in strict accordance with printed instructions.

Approved by: _____

Date: _____

MATERIAL:

- ___ 24 Ga. Steel
- ___ .040" Aluminum
- ___ .050" Aluminum
- ___ .063" Aluminum
- ___ Other _____

Color: _____

Finish: _____

QUANTITIES:

_____ Lineal Feet 4'-0" Lengths

PROJECT:

ARCHITECT:

ROOFING CONTRACTOR:

REPRESENTATIVE/DISTRIBUTOR:

Hickman Edge Systems

4 Commerce Way

Arden, NC 28704

Phone: 828-676-1700

www.hickmanedgesystems.com

DATE: 06/06/22

DRN BY: MLM

CKD BY: MM

SHT.# ___ OF ___

DWG# 64011-38556

B

