

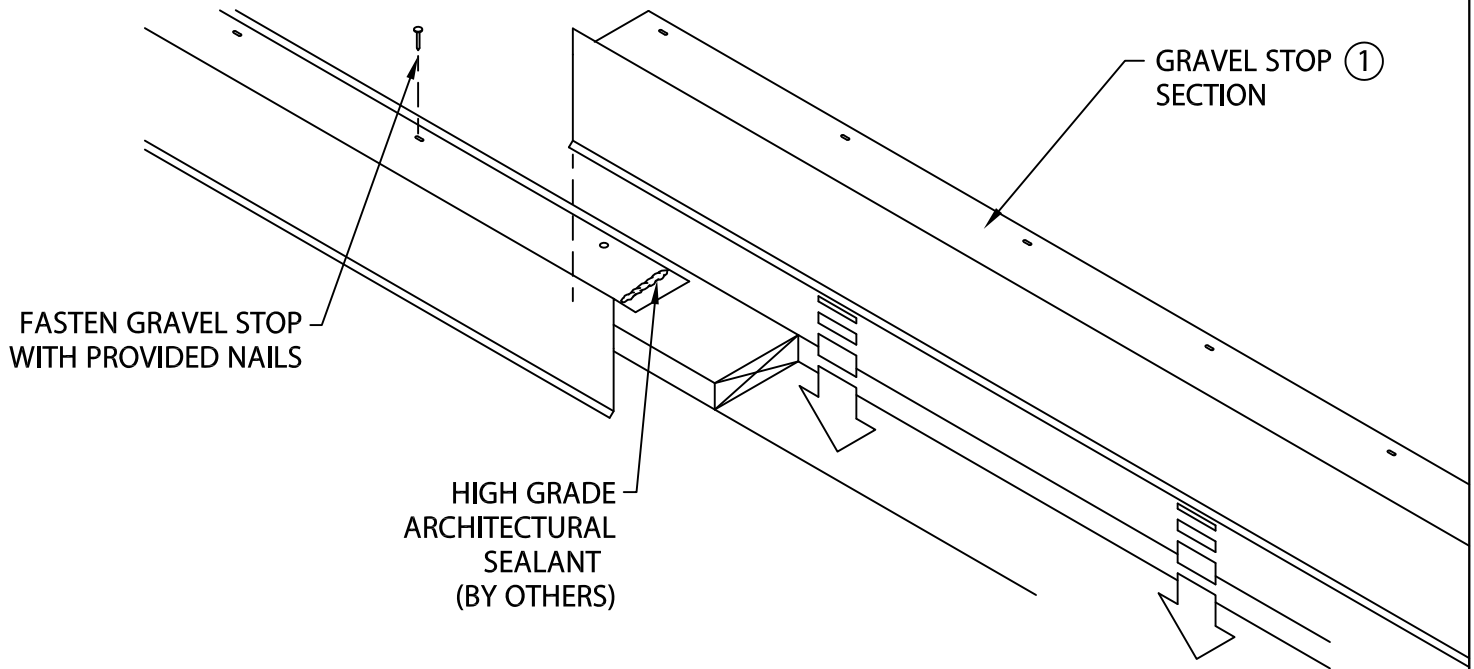
GRAVEL STOP FASCIA

WITHOUT CONTINUOUS CLEAT

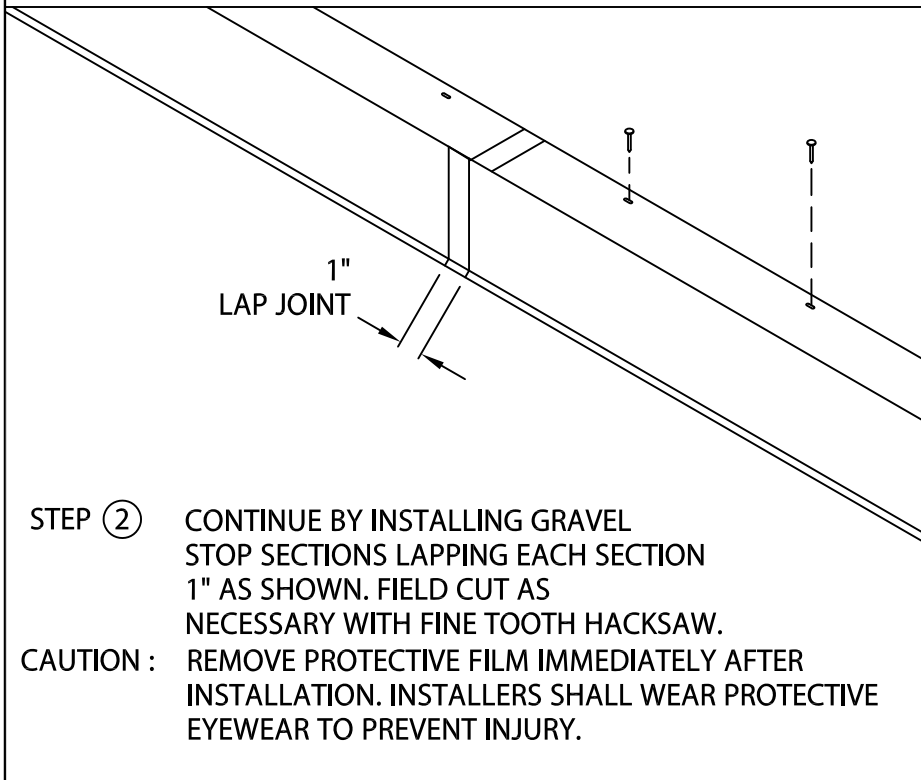
INSTALLATION INSTRUCTIONS

NOTE: INSTALL MITERS FIRST.

IMPORTANT: PRIOR TO INSTALLATION, READ INSTRUCTIONS CAREFULLY.



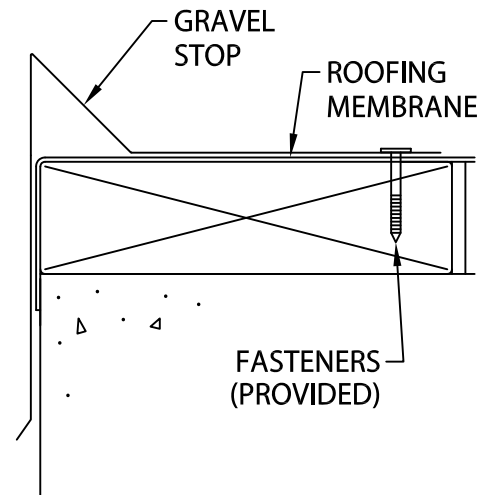
STEP ① POSITION GRAVEL STOP AND FASTEN EACH SECTION THROUGH HOLES PROVIDED 6" O.C. WITH PROVIDED NAILS. SEALANT (BY OTHERS) TO BE FIELD APPLIED AS SHOWN.



STEP ② CONTINUE BY INSTALLING GRAVEL STOP SECTIONS LAPPING EACH SECTION 1" AS SHOWN. FIELD CUT AS NECESSARY WITH FINE TOOTH HACKSAW.

CAUTION : REMOVE PROTECTIVE FILM IMMEDIATELY AFTER INSTALLATION. INSTALLERS SHALL WEAR PROTECTIVE EYEWEAR TO PREVENT INJURY.

TYPICAL INSTALLATION



HICKMAN
EDGE SYSTEMS

Phone: 828-676-1700

www.hickmanedgesystems.com

DATE: 01/27/22

DRN BY: MLM

CKD BY: MM

SHT.# ____ OF ____

DWG# 64110-37733

A