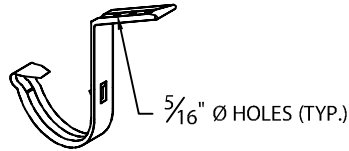


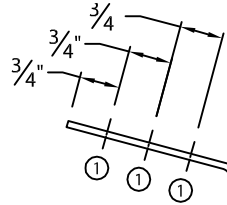
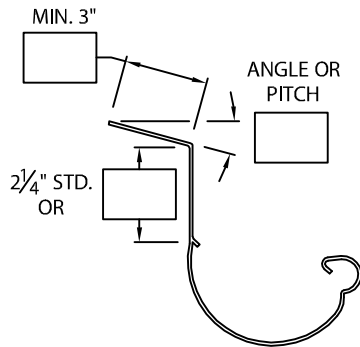
HALF ROUND GUTTER

ROOF MOUNT VERSION

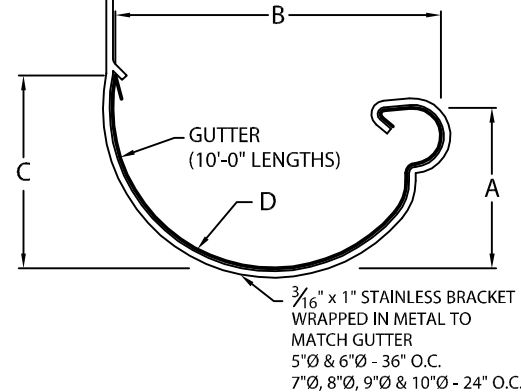
EXTERNAL GUTTER
BRACKET DETAIL A



EXTERNAL GUTTER
BRACKET DETAIL B



① FASTENERS (PROVIDED)



* NOTES

- .050" provided with splice plates
- 24 ga., 22 ga., .032", .040" all need field notched lap joints
- 5" not available in 22 ga. steel or .050" aluminum
- Stainless steel pop rivets provided
- Unless otherwise noted, fabrication of miters and accessories are furnished standard utilizing a non-penetrating quicklock joint, then factory sealed watertight
- Welded accessories require minimum material thickness of .050"
- For non-90 miters, see separate print approval
- Product should be installed per provided installation instructions

PROJECT INFO

Project Name: _____

Architect: _____

Roofing Contractor: _____

Project Type: _____

☐ By selecting this box you have verified and confirmed that dimensions, sizes, and quantities are correct. All products will be installed in strict accordance with printed instructions.

Date: _____

Hickman Edge Systems

4 Commerce Way
Arden, NC 28704
Phone: 828-676-1700
www.hickmanedgesystems.com

SHT# 1 of 1

DATE: 07/18/25

DRN BY: JJC

CKD BY: MM

DWG #: 64012-37330

REV: B

DIMENSIONS

Fill out additional information on the drawing above.

GUTTER DIAMETER	A	B	C	D
<input type="checkbox"/> 5"	2 1/2"	5 1/4"	3"	2 1/2" Radius
<input type="checkbox"/> 6"	3"	6 1/4"	3 1/2"	3" Radius
<input type="checkbox"/> 7"	3 1/2"	7 1/4"	4"	3 1/2" Radius
<input type="checkbox"/> 8"	4"	8 1/4"	4 1/2"	4" Radius
<input type="checkbox"/> 9"	4 1/2"	9 1/4"	5"	4 1/2" Radius
<input type="checkbox"/> 10"	5"	10 1/4"	5 1/2"	5" Radius

MATERIAL

- ☐ 24 Ga. Galv. Steel
☐ 22 Ga. Galv. Steel
☐ .032" Aluminum
☐ .040" Aluminum
☐ .050" Aluminum
☐ OTHER: _____

Color: _____

Finish: _____

Substrate:
If substrate is not given, wood fasteners will be provided.

- ☐ Wood
☐ Masonry
☐ Metal

QUANTITIES

_____ Lineal Feet (10'-0" Lengths)

_____ Outside Miter (90°)

_____ Inside Miter (90°)

_____ Right Endcaps

_____ Left Endcaps

Accessory Type*: Quicklock (Default) Welded (Surcharge)