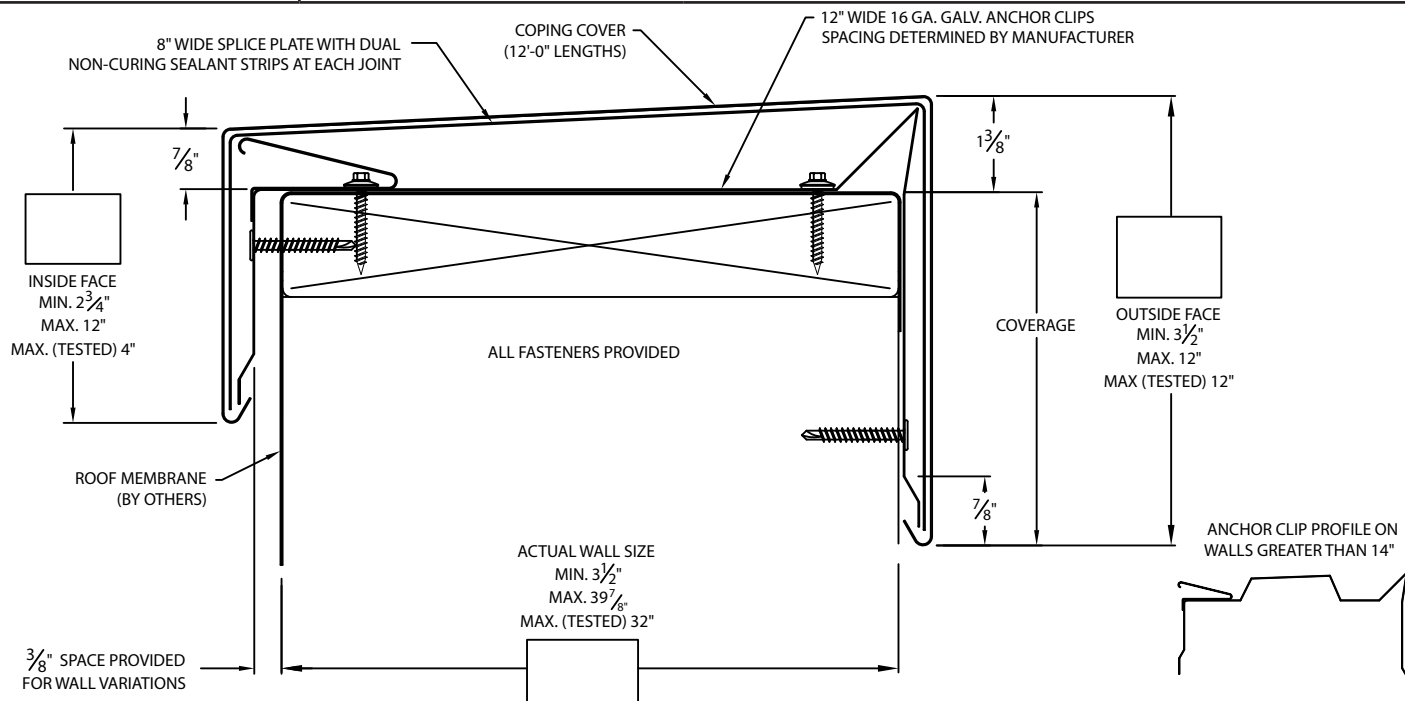


## PERMASNAP PREMIER PLUS COPING

### TAPERED



### \* NOTES

- Oil canning can occur on larger face heights and wall widths; recommend 22 Ga., .050" or .063" Aluminum for face height over 8" or wall width over 12".

- 24 ga. Galv and .040" Aluminum coping covers available for wall sizes of 3.5" to 24" ONLY

- Unless otherwise noted, fabrication of miters and accessories are furnished standard utilizing a non-penetrating quicklock joint, then factory sealed watertight.

- Welded accessories require a minimum material thickness of .050" Aluminum

- For non-90 miters, see separate print approval

- Product should be installed per provided installation instructions

- ANSI/SPRI/FM 4435/ES-1 test pressures up to 297 psf (Horizontal) and 513 psf (Vertical)

### PROJECT INFO

Project Name: \_\_\_\_\_

Architect: \_\_\_\_\_

Roofing Contractor: \_\_\_\_\_

**Project Type:** \_\_\_\_\_

☐ By selecting this box you have verified and confirmed that dimensions, sizes, and quantities are correct. All products will be installed in strict accordance with printed instructions.

Date: \_\_\_\_\_

**Hickman Edge Systems**  
4 Commerce Way  
Arden, NC 28704  
Phone: 828-676-1700  
www.hickmanedgesystems.com

SHT# 1 of 2

DATE: 12/9/22

DRN BY: JJC

CKD BY: MM

DWG #: 64011-36813

REV: B

### APPROVALS\*

**ANSI/SPRI/FM 4435/ES-1**  
Test Pressures listed in notes



**MIAMI-DADE COUNTY**  
APPROVED

### MATERIAL\*

- ☐ 24 Ga. Galv. Steel  
☐ 22 Ga. Galv. Steel  
☐ .040" Aluminum  
☐ .050" Aluminum  
☐ .063" Aluminum  
☐ OTHER: \_\_\_\_\_

Color: \_\_\_\_\_

Finish: \_\_\_\_\_

Substrate: (For Top Fasteners)

if substrate is not given, wood fasteners will be provided.

- ☐ Wood  
☐ Masonry  
☐ Metal

### QUANTITIES

\_\_\_\_\_ Lineal Feet (12'-0" Lengths)

\_\_\_\_\_ Outside Miter (90°)

\_\_\_\_\_ Inside Miter (90°)

\_\_\_\_\_ Right Endcaps

\_\_\_\_\_ Left Endcaps

Accessory Type\* : ☐ Quicklock (Default) ☐ Welded (Surcharge)

\_\_\_\_\_ Right Endwall Flashing (Coping Version)

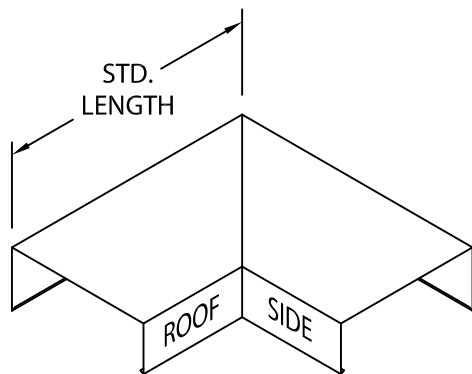
\_\_\_\_\_ Left Endwall Flashing (Coping Version)

\_\_\_\_\_ Right Endwall Flashing (Splice Plate Version)

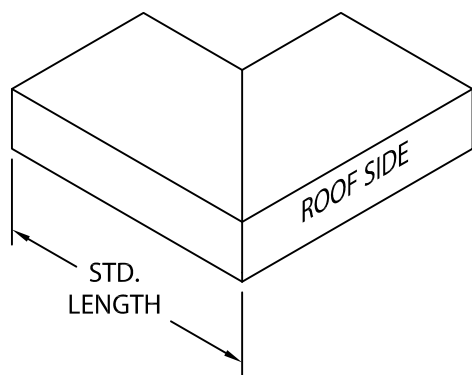
\_\_\_\_\_ Left Endwall Flashing (Splice Plate Version)

# PERMASNAP PREMIER PLUS COPING

## STANDARD ACCESSORIES

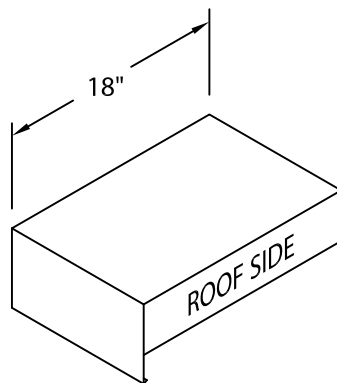


OUTSIDE MITER

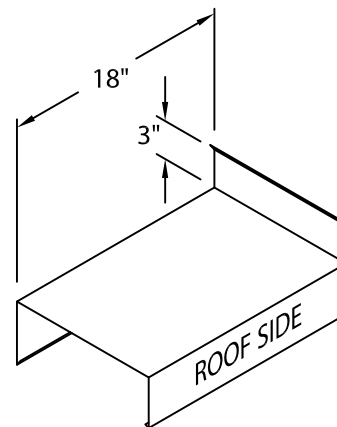


INSIDE MITER

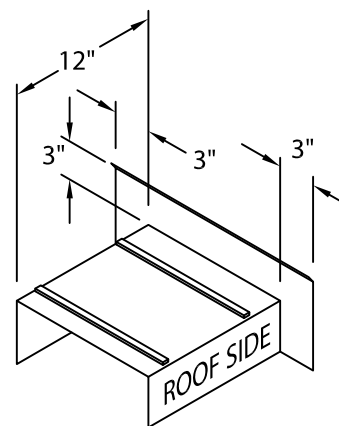
MITER STANDARD LEG LENGTH:  
WALL SIZE + 10<sup>1/8</sup>" = LENGTH



ENDCAP  
(LEFT HAND SHOWN)



ENDWALL FLASHING  
COPING VERSION  
(RIGHT HAND SHOWN)



ENDWALL FLASHING  
SPLICE PLATE VERSION  
(RIGHT HAND SHOWN)  
(AVAILABLE ONLY IN  
.040" WELDED, PAINTED  
TO MATCH COPING)

## NOTES

Additional accessories are available including:

- Transition Miters
- Straight Transition Miters
- "T" Miters
- "Z" Miters
- Step-up Miters
- Peak / Valley Miters
- Pilaster Caps
- Radius Coping
- Arched Coping

For additional accessory requirements, attach sketches or call manufacturer for assistance.

SHT# 2 of 2

DATE: 12/9/22

DRN BY: JJC

CKD BY: MM

DWG #: 64011-36813

REV: B

**Hickman Edge Systems**  
4 Commerce Way  
Arden, NC 28704  
Phone: 828-676-1700  
www.hickmanedgesystems.com