

# ELEVATE DOUBLE CANTILEVER COPING

## \* NOTES

- 24 ga. Galv. and .040" Alum. Coping covers available for wall sizes 8" to 24" ONLY

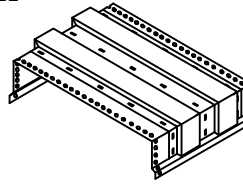
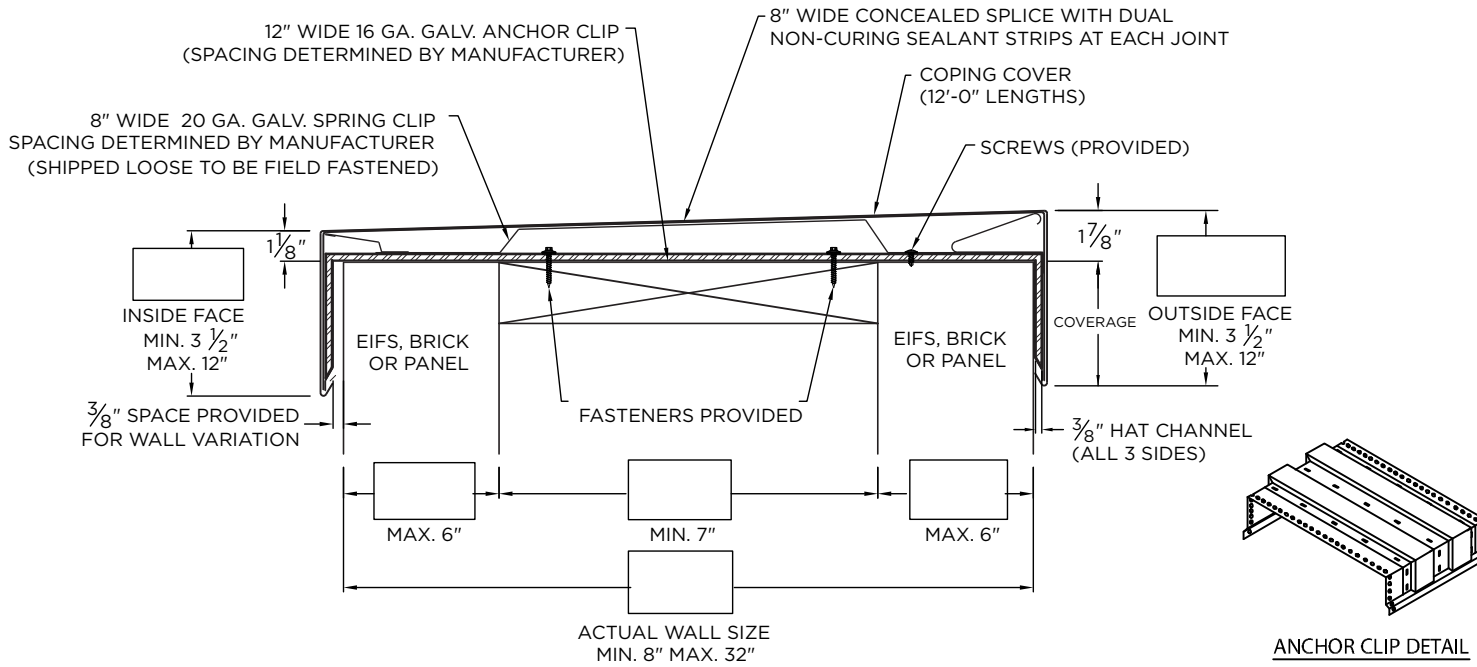
- Oil canning can occur on larger face heights; recommend 22 ga., .050" or .063" for face height over 8"

- Unless otherwise noted, fabrication of miters and accessories are furnished standard utilizing a non-penetrating quicklock joint, then factory sealed watertight.

- Welded accessories require a minimum material thickness of .050"

- For non-90 miters, see separate print approval

- Product should be installed per provided installation instructions



ANCHOR CLIP DETAIL

## PROJECT INFO

Project Name: \_\_\_\_\_

Architect: \_\_\_\_\_

Roofing Contractor: \_\_\_\_\_

### Project Type:

By selecting this box you have verified and confirmed that dimensions, sizes, and quantities are correct. All products will be installed in strict accordance with printed instructions.

Date: \_\_\_\_\_

**Elevate**  
26 Century Blvd.  
Suite 205  
Nashville, TN 37214  
Contact your local  
Elevate representative.

SHT# 1 of 2

DATE: 03/20/23

DRN BY: JJC

CKD BY: MM

DWG #: 13011-21437

REV: C

## MATERIAL\*

- |   |   |
|---|---|
| <input type="checkbox"/> 24 Ga. Galv. Steel | Color: _____  |
| <input type="checkbox"/> 22 Ga. Galv. Steel | Finish: _____   |
| <input type="checkbox"/> .040" Aluminum     | Substrate:  |
| <input type="checkbox"/> .050" Aluminum     | if substrate is not given, wood fasteners will be provided. |
| <input type="checkbox"/> .063" Aluminum     | <input type="checkbox"/> Wood                               |
| <input type="checkbox"/> OTHER: _____       | <input type="checkbox"/> Masonry                            |
|   | <input type="checkbox"/> Metal                              |

## QUANTITIES

\_\_\_\_\_ Lineal Feet (12'-0" Lengths)

\_\_\_\_\_ Outside Miter (90°)

\_\_\_\_\_ Inside Miter (90°)

\_\_\_\_\_ Right Endcaps

\_\_\_\_\_ Left Endcaps

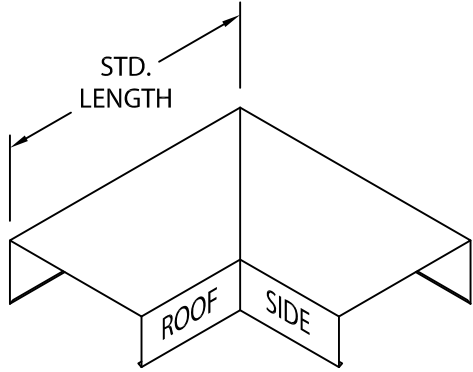
Accessory Type\* :  Quicklock (Default)  Welded (Surcharge)

\_\_\_\_\_ Right Endwall Flashing (Coping Version)

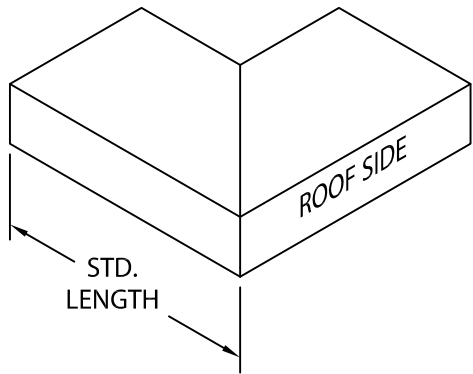
\_\_\_\_\_ Left Endwall Flashing (Coping Version)

\_\_\_\_\_ Right Endwall Flashing (Splice Plate Version)

\_\_\_\_\_ Left Endwall Flashing (Splice Plate Version)

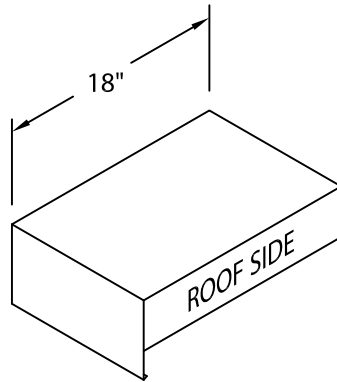


OUTSIDE MITER

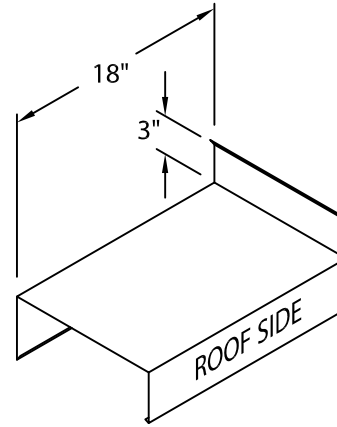


INSIDE MITER

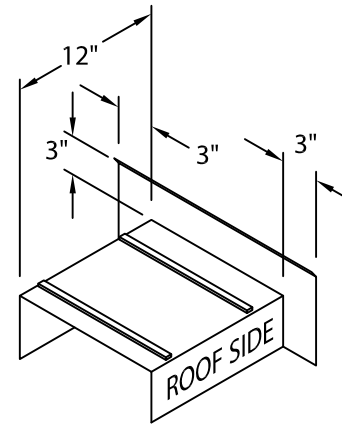
MITER STANDARD LEG LENGTH:  
 WALL SIZE + **10 3/8"** = LENGTH



ENDCAP  
 (LEFT HAND SHOWN)



ENDWALL FLASHING  
 COPING VERSION  
 (RIGHT HAND SHOWN)



ENDWALL FLASHING  
 SPLICE PLATE VERSION  
 (RIGHT HAND SHOWN)  
 (AVAILABLE ONLY IN  
 .040" WELDED, PAINTED  
 TO MATCH COPING)

### NOTES

Additional accessories are available including:

- Transition Miters
- Straight Transition Miters
- "T" Miters
- "Z" Miters
- Step-up Miters
- Peak / Valley Miters
- Pilaster Caps
- Radius Coping

For additional accessory requirements, attach sketches or call manufacturer for assistance.

SHT#  2  of  2

DATE:  03/20/23

DRN BY:  JJC

CKD BY:  MM

DWG #:  13011-21437

REV:  C

**Elevate**  
 26 Century Blvd.  
 Suite 205  
 Nashville, TN 37214  
 Contact your local  
 Elevate representative.