


## WIND RESISTANT GUTTER WELDED RADIUS BOX

### PROVIDING A RADIUS

THE RADIUS MAY BE PROVIDED IN ONE OF TWO METHODS:

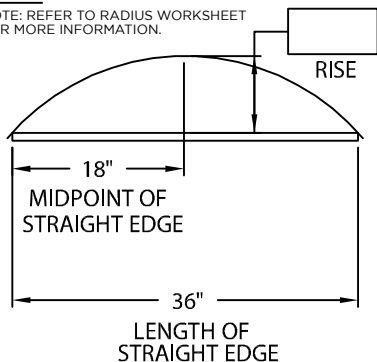
1) THE ACTUAL KNOWN RADIUS IS



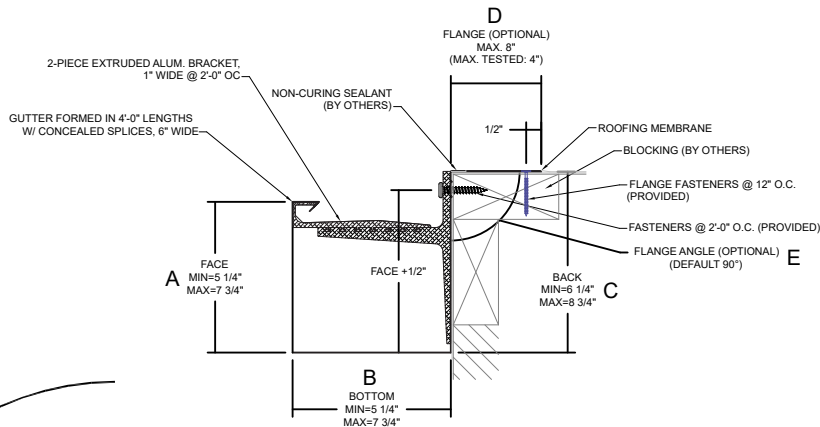
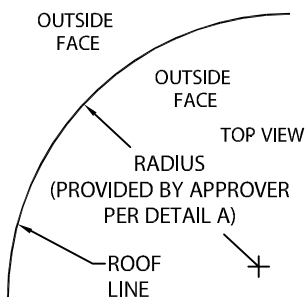
OR

2) FIELD CONDITION MEASUREMENTS

NOTE: REFER TO RADIUS WORKSHEET FOR MORE INFORMATION.



NOTE: CHECK MEASUREMENTS ALONG ENTIRE RADIUS  
**DETAIL A**



### IMPORTANT!

MUST INDICATE THE PROPER RADIUS CONDITION BY CIRCILING APPROPRIATE OUTSIDE FACE.

### DIMENSIONS

SELECT SIZE	A (FACE)	B (BOTTOM)	C (BACK)	FLANGE (OPTIONAL)
<input type="checkbox"/>	5 1/4"	5 1/4"	6 1/4"	<b>D (FLANGE SIZE)</b> (MAX 8" / MAX TESTED 4") NOTE: IF SIZE IS NOT PROVIDED, GUTTER WILL NOT INCLUDE A ROOF FLANGE
<input type="checkbox"/>	5 3/4"	5 3/4"	6 3/4"	
<input type="checkbox"/>	6 1/4"	6 1/4"	7 1/4"	
<input type="checkbox"/>	6 3/4"	6 3/4"	7 3/4"	
<input type="checkbox"/>	7 1/4"	7 1/4"	8 1/4"	<b>E (FLANGE ANGLE)</b> NOTE: IF ANGLE IS NOT PROVIDED, FLANGE WILL BE 90°
<input type="checkbox"/>	7 3/4"	7 3/4"	8 3/4"	

### MATERIAL

.080" Aluminum

Color: \_\_\_\_\_

Finish: \_\_\_\_\_

Substrate:

If substrate is not given, wood fasteners will be provided.

- ☐ Wood  
☐ Masonry  
☐ Metal

### QUANTITIES

\_\_\_\_\_ Lineal Feet ( 4'-0" Lengths)

\_\_\_\_\_ Right Endcap Insert

\_\_\_\_\_ Left Endcap Insert

### NOTES

- Bottom sizes are provided in 1/2" increments
- Roof flange is optional. If flange size is not provided, the gutter will not include a roof flange. If flange angle is not provided, the gutter will have a 90-degree flange.
- Concealed splice plates provided
- Pop rivets provided
- Product should be installed per provided installation instructions
- ANSI/SPRI GT-1 Test Pressure up to 223 psf (Horizontal) and 136 psf (Vertical)

### APPROVALS



**ANSI/SPRI/GT-1**

Test Pressures listed in notes

### PROJECT INFO

Project Name: \_\_\_\_\_

Architect: \_\_\_\_\_

Roofing Contractor: \_\_\_\_\_

**Project Type:** \_\_\_\_\_

☐ By selecting this box you have verified and confirmed that dimensions, sizes, and quantities are correct. All products will be installed in strict accordance with printed instructions.

Date: \_\_\_\_\_

**Hickman Edge Systems**

4 Commerce Way  
Arden, NC 28704  
Phone: 828-676-1700  
www.hickmanedgesystems.com

SHT# \_\_\_\_\_ of \_\_\_\_\_

DATE: **06/26/24**

DRN BY: **PL / JJC**

CKD BY: **MM**

DWG #: **64012-40350**

REV: **B**