



TERMINEDGE RADIUS DRIP EDGE EX

ANCHOR BAR @ 6'-0" OR 12'-0" LENGTHS, COVER 6'-0" LENGTHS

IMPORTANT!!! MUST INDICATE PROPER RADIUS CONDITION BY CIRCLING APPROPRIATE OUTSIDE FACE

PROVIDING A RADIUS
THE RADIUS MAY BE PROVIDED
IN ONE OF TWO METHODS:

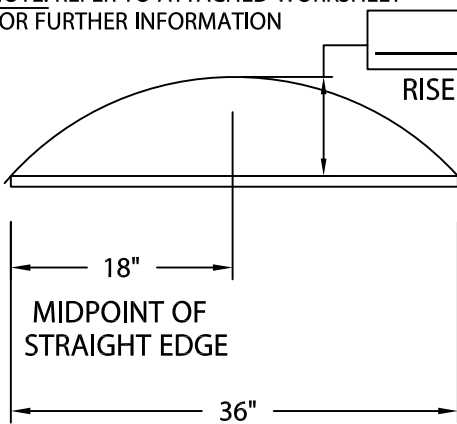
1.) THE ACTUAL KNOWN RADIUS IS

_____ ' FEET _____ " INCHES

OR

2.) FIELD CONDITION MEASUREMENTS

NOTE: REFER TO ATTACHED WORKSHEET
FOR FURTHER INFORMATION



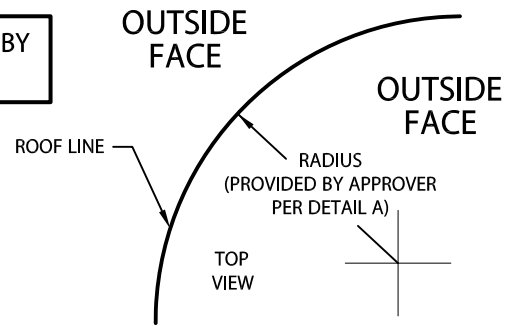
MINIMUM OF 6'-0"
(CALL IF LESS)
* RADIUS PRODUCT NOT
REQUIRED IF OVER 100'-0"

MAXIMUM OF 2 $\frac{9}{32}$ "
(CALL IF MORE)
* RADIUS PRODUCT NOT
REQUIRED IF UNDER
 $\frac{5}{32}$ "

LENGTH OF
STRAIGHT EDGE

NOTE: CHECK MEASUREMENTS ALONG ENTIRE RADIUS.

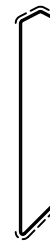
DETAIL A



----- INDICATES AREAS THAT WILL BE SLIT AS
NEEDED TO ACCOMODATE RADIUS

COVER 6'-0" LENGTHS

ANCHOR BAR



RADIUS EXTRUDED BAR, PROVIDED
ROLLED IN EITHER 6'-0" OR 12'-0"
LENGTHS, DEPENDING ON RADIUS
CONDITION

NOTE: PROVIDED WITH 1" LAP NOTCH

TERMINEDGE RADIUS DRIP EDGE EX DIMENSIONS

PRODUCT ID. NO.	H DIM
<input type="checkbox"/> AFDE-30	3"
<input type="checkbox"/> AFDE-45	4 $\frac{1}{2}$ "
<input type="checkbox"/> AFDE-60	6"
<input type="checkbox"/> AFDE-75	7 $\frac{1}{2}$ "

Fabrication will proceed only after receipt of
signed print approval.

Print Approval:

Architect and/or contractor shall verify all
dimensions, sizes and quantities. All
products to be installed in strict accordance
with printed instructions.

Approved by: _____

Date: _____

MATERIAL:

_____ 24 GA. GALVANIZED STEEL

_____ .040" ALUMINUM

_____ OTHER _____

COLOR: _____

FINISH: _____

QUANTITIES:

_____ LINEAL FEET 12'-0" LENGTHS

PROJECT:

ARCHITECT:

ROOFING CONTRACTOR:

REPRESENTATIVE/DISTRIBUTOR:

Hickman Edge Systems

4 Commerce Way

Arden, NC 28704

Phone: 828-676-1700

www.hickmanedgesystems.com

HICKMAN

DATE: 09/16/24

DRN BY: MLM

CKD BY: MM

SHT.# ____ OF ____

DWG# 64010-43809

A