

*NOTES

- Bottom sizes are provided in 1/2" increments
- Maximum downspout dimension not to exceed "B" minus 2-1/16"
- Roof flange is optional. If flange size is not provided, the gutter will not include a roof flange. If flange angle not provided, the gutter will have a 90-degree flange.
- Pop rivets provided
- Unless otherwise noted, fabrication of miters and accessories are provided with a non-penetrating quicklock joint, then factory sealed watertight
- Welded accessories require minimum material thickness of .050 aluminum.
- For non-90 miters, see separate print approval
- Product should be installed per provided installation instructions
- ANSI/SPRI/GT-1 test pressures up to 596 psf (Horizontal), 224 psf (Vertical), 160 plf (Downward)

APPROVALS*



ANSI/SPRI/GT-1

Test Pressures listed in notes

PROJECT INFO

Project Name: _____

Architect: _____

Roofing Contractor: _____

Project Type:

☐ By selecting this box you have verified and confirmed that dimensions, sizes, and quantities are correct. All products will be installed in strict accordance with printed instructions.

Date: _____

Hickman Edge Systems

4 Commerce Way
Arden, NC 28704
Phone: 828-676-1700
www.hickmanedgesystems.com

SHT# _____ of _____

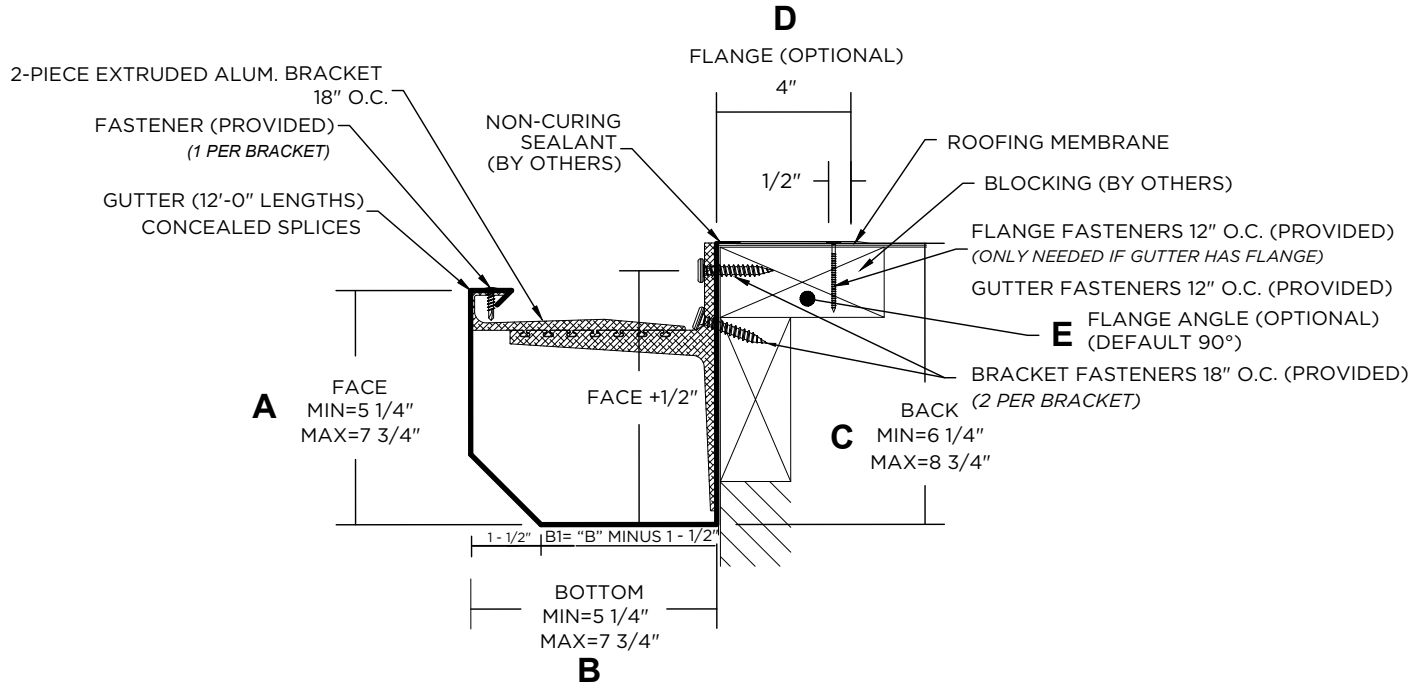
DATE: **06/03/25**

DRN BY: **MLM**

CKD BY: **MM**

DWG #: **64012-44741**

REV: **A**



DIMENSIONS

SELECT SIZE	A (FACE)	B (BOTTOM)	C (BACK)	FLANGE (OPTIONAL)
<input type="checkbox"/>	5 1/4"	5 1/4"	6 1/4"	D (FLANGE) PLEASE SELECT ONE:
<input type="checkbox"/>	5 3/4"	5 3/4"	6 3/4"	WITH FLANGE <input type="checkbox"/> WITHOUT FLANGE <input type="checkbox"/>
<input type="checkbox"/>	6 1/4"	6 1/4"	7 1/4"	NOTE: IF NEITHER BOX IS CHECKED, THE GUTTER WILL BE PROVIDED WITHOUT A ROOF FLANGE
<input type="checkbox"/>	6 3/4"	6 3/4"	7 3/4"	E (FLANGE ANGLE)
<input type="checkbox"/>	7 1/4"	7 1/4"	8 1/4"	NOTE: IF ANGLE IS NOT PROVIDED, FLANGE WILL BE 90°
<input type="checkbox"/>	7 3/4"	7 3/4"	8 3/4"	

MATERIAL

- ☐ 24 Ga. Galv. Steel
- ☐ 22 Ga. Galv. Steel
- ☐ .040" Aluminum
- ☐ .050" Aluminum
- ☐ .063" Aluminum
- ☐ OTHER: _____

Color: _____

Finish: _____

Substrate:
If substrate is not given, wood fasteners will be provided.

- ☐ Wood
- ☐ Masonry
- ☐ Metal

QUANTITIES

_____ Lineal Feet (12'-0" Lengths)

_____ Outside Miter (90°)

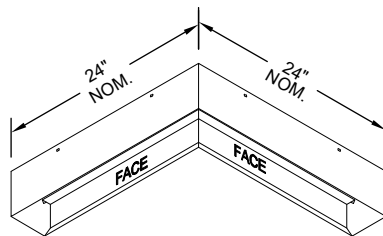
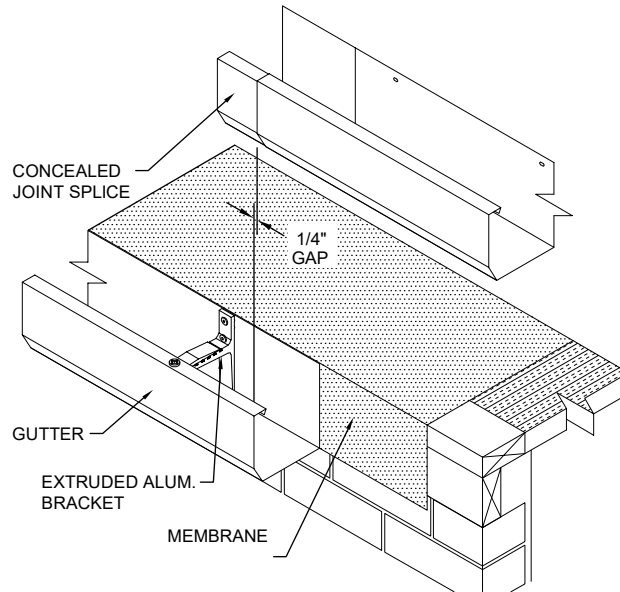
_____ Inside Miter (90°)

_____ Right Endcaps

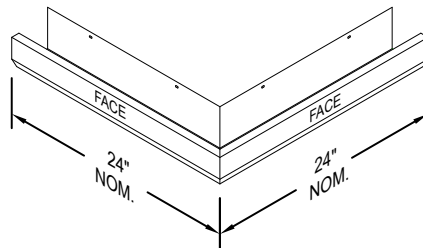
_____ Left Endcaps

_____ Expansion Joints (If Required)

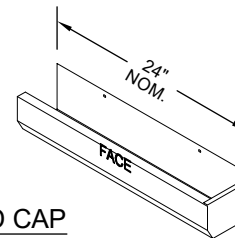
Accessory Type*: ☐ Quicklock (Default) ☐ Welded (Surcharge)



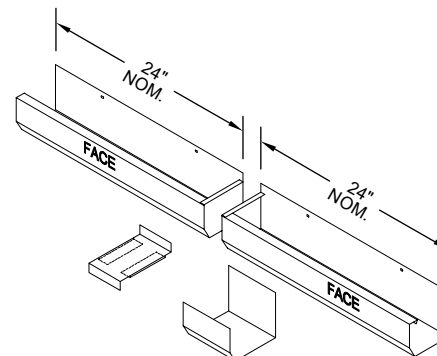
INSIDE MITER



OUTSIDE MITER



END CAP
LEFT HAND SHOWN



EXPANSION JOINT
(IF REQUIRED)

Standard gutter miter leg lengths are 24" Nominal
Standard gutter miter angle is 90°
For special miter requirements, attach sketches or consult manufacturer for assistance.

Hickman Edge Systems
4 Commerce Way
Arden, NC 28704
Phone: 828-676-1700
www.hickmanedgesystems.com

SHT# ____ of ____

DATE: **06/03/25**

DRN BY: **MLM**

CKD BY: **MM**

DWG #: **64012-44741**

REV: **A**